



US00D481261S

(12) **United States Design Patent** (10) **Patent No.:** **US D481,261 S**
Queensberry et al. (45) **Date of Patent:** **** Oct. 28, 2003**

(54) **PLATE**
(75) Inventors: **David Queensberry**, London (GB);
Martin Hunt, Essex (GB); **John Horler**, Crest Enfield (GB)
(73) Assignee: **Tablewerks, Inc.**, Oyster Bay, NY (US)
(**) Term: **14 Years**
(21) Appl. No.: **29/163,133**
(22) Filed: **Jun. 26, 2002**

Related U.S. Application Data

(62) Division of application No. 29/135,058, filed on Jan. 4, 2001, now Pat. No. Des. 463,955.
(51) **LOC (7) Cl.** **07-01**
(52) **U.S. Cl.** **D7/565; D7/584; D7/554.2**
(58) **Field of Search** **D7/545, 550.1, D7/553.6, 554.2-560, 562, 565-584; 220/574, 575**

References Cited

U.S. PATENT DOCUMENTS

299,266 A 5/1884 Richardson
781,709 A 2/1905 Benson
44,774 A 10/1913 Sinclair
1,251,549 A * 1/1918 McDonald et al. 220/659
D81,514 S * 7/1930 Weiss D7/584
87,981 A 10/1932 Schnepf
88,102 A 10/1932 McCartney
D95,246 S * 4/1935 Guild D7/565
D95,867 S * 6/1935 Sebring D7/584
D101,983 S * 11/1936 Duncan, 3rd. et al. D7/565
2,178,274 A * 10/1939 Ratner 220/606 X
D117,858 S * 11/1939 Thorley D7/545
D124,884 S * 1/1941 Wickerham D7/584
D137,118 S * 1/1944 Kleinberg D7/565
144,152 A 3/1946 Bach
2,533,853 A * 12/1950 Tinder 220/574
2,795,942 A * 6/1957 Harris 220/574
181,345 A 11/1957 Dreitzer

207,732 A 5/1967 Benes
D227,137 S * 6/1973 Dolby D7/584
245,218 A 8/1977 Jensen
D251,347 S * 3/1979 Andersen D7/584
D251,348 S * 3/1979 Andersen D7/584
288,048 A 3/1987 Unger
288,051 A 3/1987 Unger
312,941 A 12/1990 Zivin
316,211 A 4/1991 Durand
D327,394 S * 6/1992 Scherer D7/584
5,158,202 A 10/1992 Kosonen et al.
345,893 A 4/1994 Jaworski
D349,019 S * 7/1994 Stinson D7/698
5,432,452 A 7/1995 Fiorina et al.
D373,050 S * 8/1996 Brewer et al. D7/505
D409,447 S * 5/1999 Henry D7/542
D423,291 S * 4/2000 Reimer D7/573
D442,019 S * 5/2001 Wyche D7/354
D445,304 S * 7/2001 Littlejohn et al. D7/586
D445,632 S * 7/2001 Bradley D7/360

OTHER PUBLICATIONS

Susannah Walker, Creativity and Industry, 1992.
2 pages from the book entitled World Ceramics, Robert J. Charleston, 1968.

* cited by examiner

Primary Examiner—M. N. Pandozzi
(74) *Attorney, Agent, or Firm*—Ostrolenk, Faber, Gerb & Soffen, LLP

(57) **CLAIM**

The ornamental design for a plate, as shown and described.

DESCRIPTION

FIG. 1 is a side elevational view of a Plate showing our new design;
FIG. 2 is a bottom plan view thereof;
FIG. 3 is top perspective view thereof;
FIG. 4 is a top plan view thereof.
In FIGS. 3 and 4, the broken lines denote that the top part of the plate forms no part of the claimed design.

1 Claim, 2 Drawing Sheets

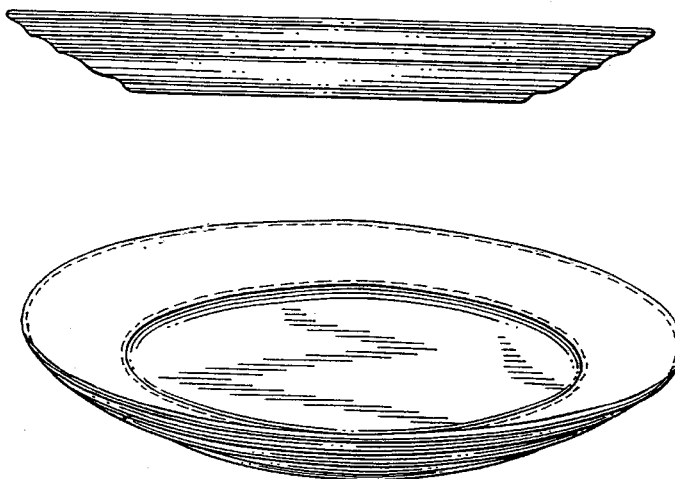


FIG. 1


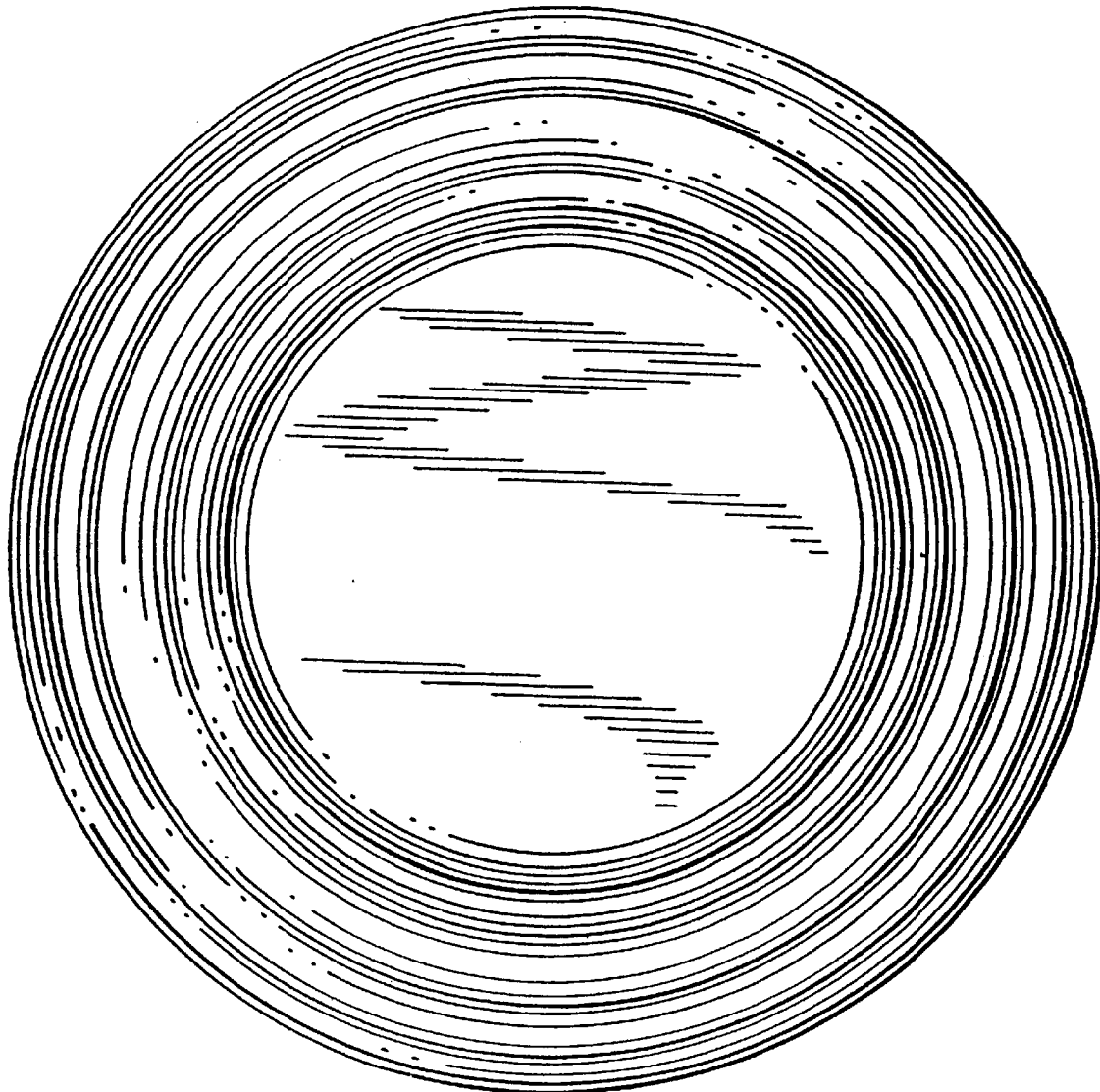


FIG. 2



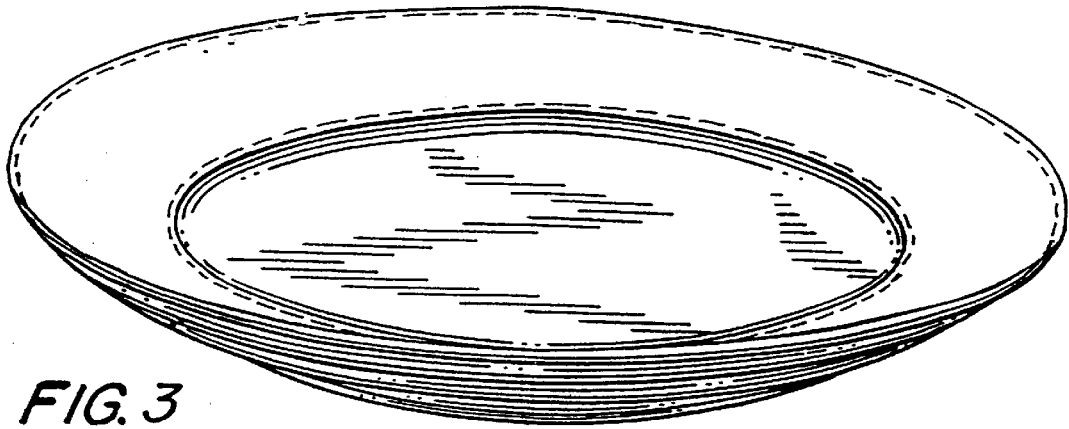


FIG. 3

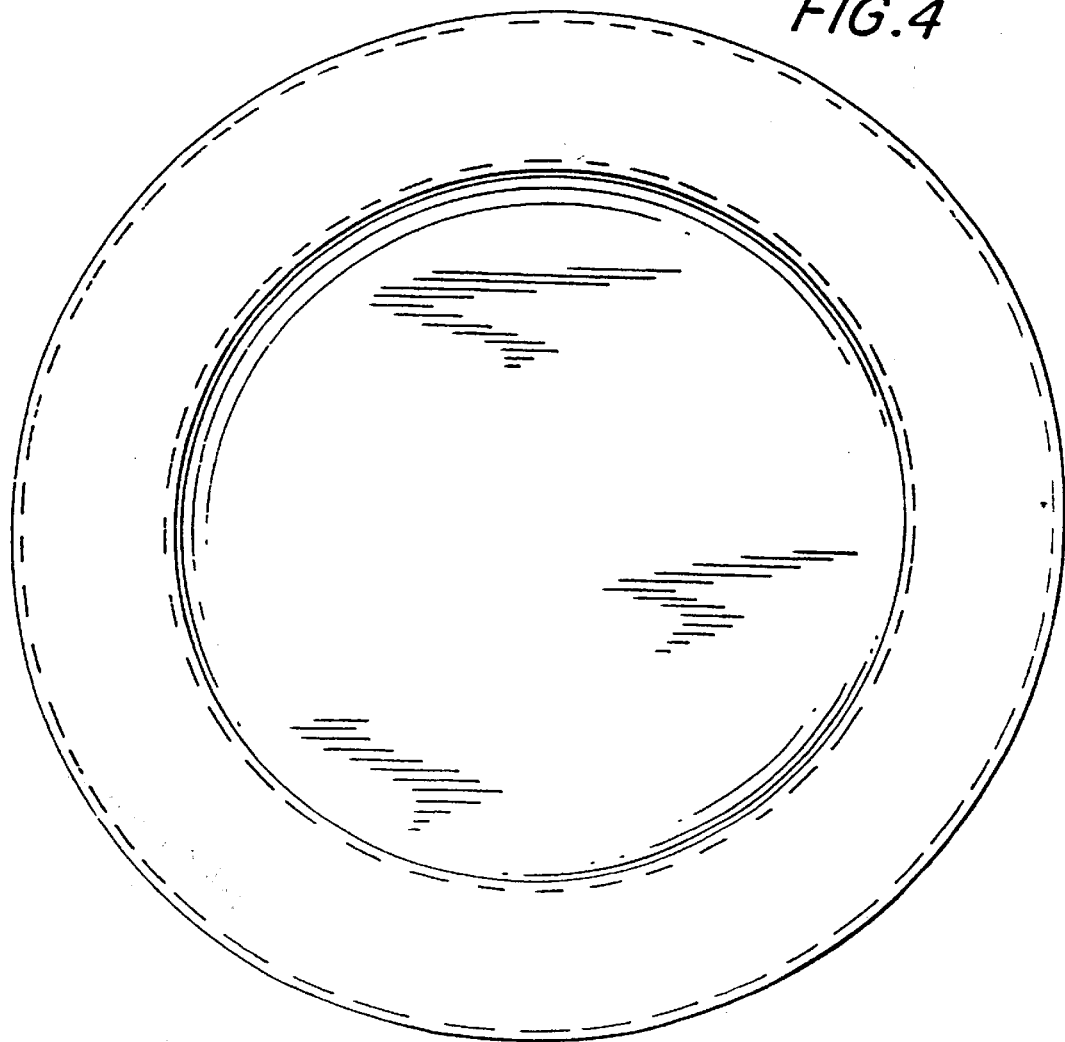


FIG. 4